



**MANGALAYATAN**  
**UNIVERSITY**  
*Learn Today to **Lead Tomorrow***

# FEEDBACK ANALYSIS REPORT

## (2015-16)

**Mangalayatan University**

33<sup>rd</sup> Milestone, Aligarh-Mathura Highway  
Beswan, Aligarh- 202146 (U.P.) India

# Mangalayatan University Feedback Analysis Report On UG and PG programs 2015-16

As every year, Mangalayatan University's each Department/Institute/School collected feedback forms from stakeholders (including Students, Teachers, Alumni, Parents and Employers), it is a compulsory practice of our University. It requires aligning the curriculum with the present need of the industries and to introduce the relevant topics in to the syllabus which can enhance the social & human values, environmental awareness and sustainability into the curriculum.

## Students' Feedback on Curriculum (2015-16):

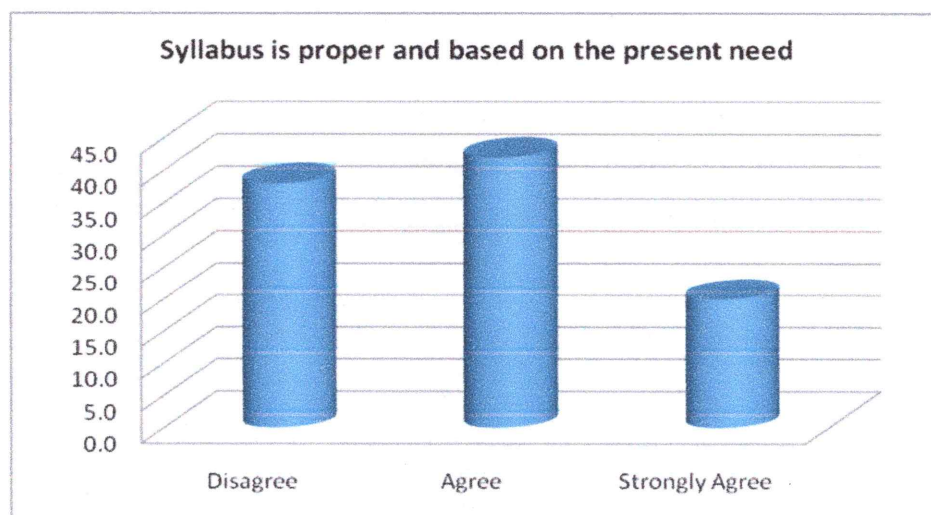
The students' feedback form at Mangalayatan University is designed on the following aspects:

- [1] Syllabus is proper and based on the present need,**
- (2) Objectives and Outcomes of the course are as desired and have good balance between theory and application,**
- (3) The syllabus of the course focuses on employability and skills development,**
- (4) The courses have adequate contents and study references and**
- (5) The course/syllabus has made me interested in the program points, which are focused on curriculum and teaching & learning process.**

For this analysis we have collected data from 2906 students covers all the active and running programs. Students' feedback is very important to strength the quality of the teaching-learning environment. In session 2015-16, the university collected feedback from Students, Teachers, Parents, Employers and Alumni over all programs. Every curriculum is rich with fundamental courses, elective courses and ability enhancements compulsory and skill courses.

### 1. Syllabus is proper and based on the present need:

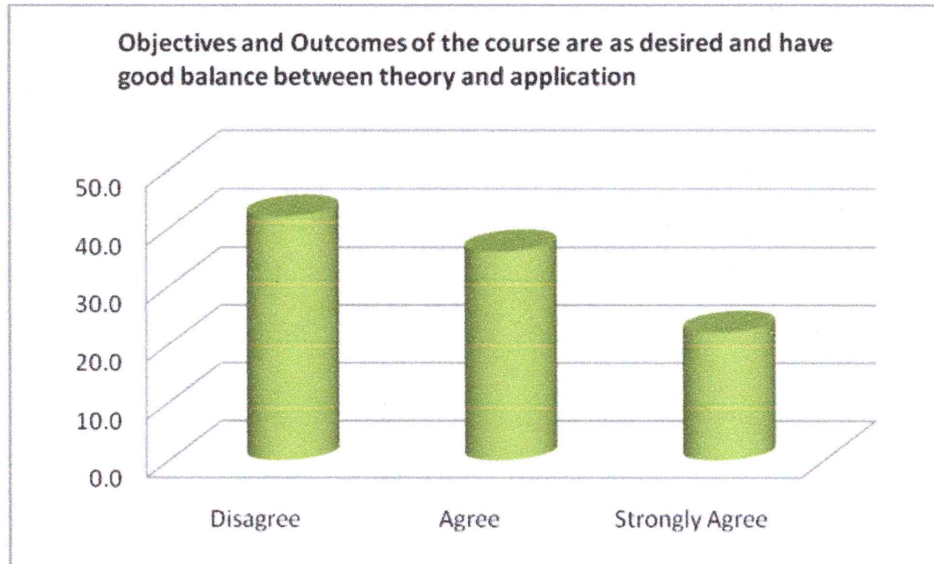
As shown in **Graph: 1**, about 62% of the students were found satisfied and said that the contents in the syllabus are proper and are based on the present need. At the same time, about 38% of the students were also found dis-satisfied about some of the syllabus of the subjects. Therefore in some of the programs, the contents of the syllabus need some modifications. The recommendations have been forwarded to the office of the Academics to implement the same in the curriculum of the AY 2016-17.



**Graph: 1**

**2. Objectives and Outcomes of the course are as desired and have good balance between theory and application:**

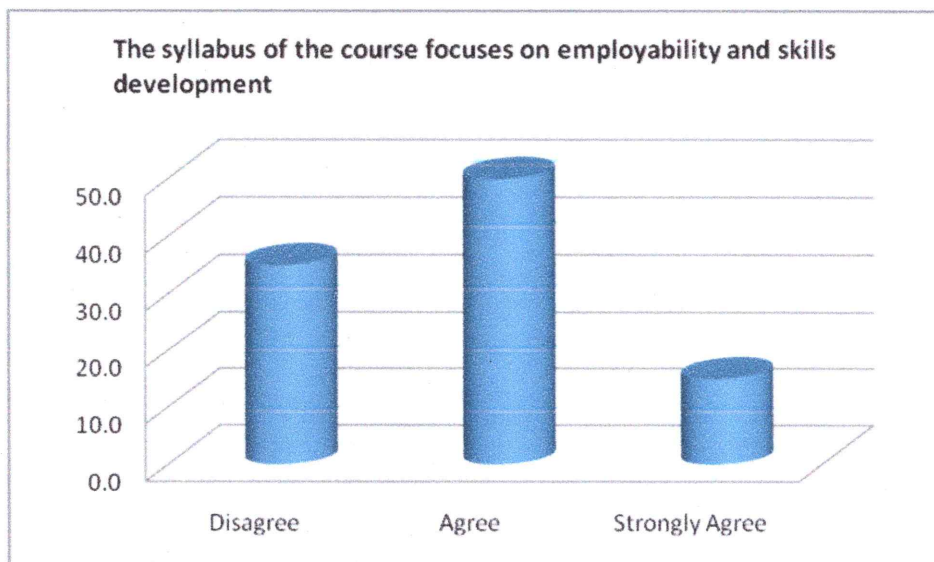
About 58% (as shown in **Graph: 2**) were found satisfied with the objectives and outcomes of the courses. The sequence of the courses was found satisfactory in the programs. At the same time, 42% of the students were saying that the sequence of the syllabus and its contents must be redesign. Therefore, the contents of the syllabuses of the courses of some programs need some modifications in their objectives and outcomes with the contents.



**Graph: 2**

**3. The syllabus of the course focuses on employability and skills development:**

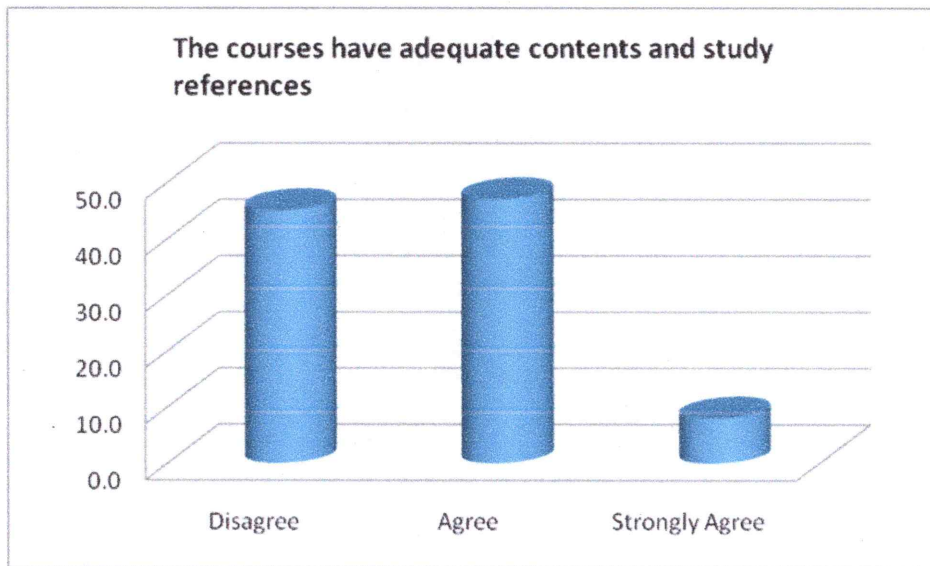
As shown in graph: 3, about 65% students were found happy with the contents of the syllabuses that are directly focused on the employability and skill development. However, 35% of the students were thinking that some more employability and skill development courses should be introduced in the curriculum. The same has been noted and recommended to the office of the Academics.



**Graph: 3**

#### 4. The courses have adequate contents and study references:

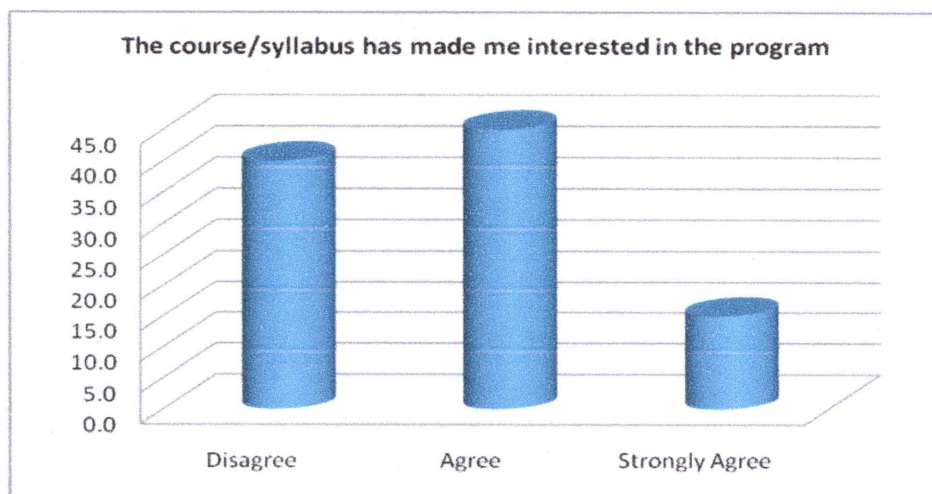
About 55% students were found satisfied with the contents of the courses and the study references. About 45% of the students were found disagreed with the survey point. Therefore, the syllabus should be revised and the recommendations have been forwarded to the office of the academics. The details have been shown in the **graph: 4**.



**Graph: 4**

#### 5. The course/syllabus has made me interested in the program

The **graph: 5** show the results obtained by the feedback taken from the students on the above mentioned survey point. The 60% of the students were found satisfied with the contents mentioned in the syllabus and agreed the fact that the contents have created interests. Also, at the same time 40% of the students were found disagreeing the fact that contents of their respective programs have lesser interesting contents and need the changes.



**Graph: 5**

## Parents' Feedback on curriculum (2015-16):

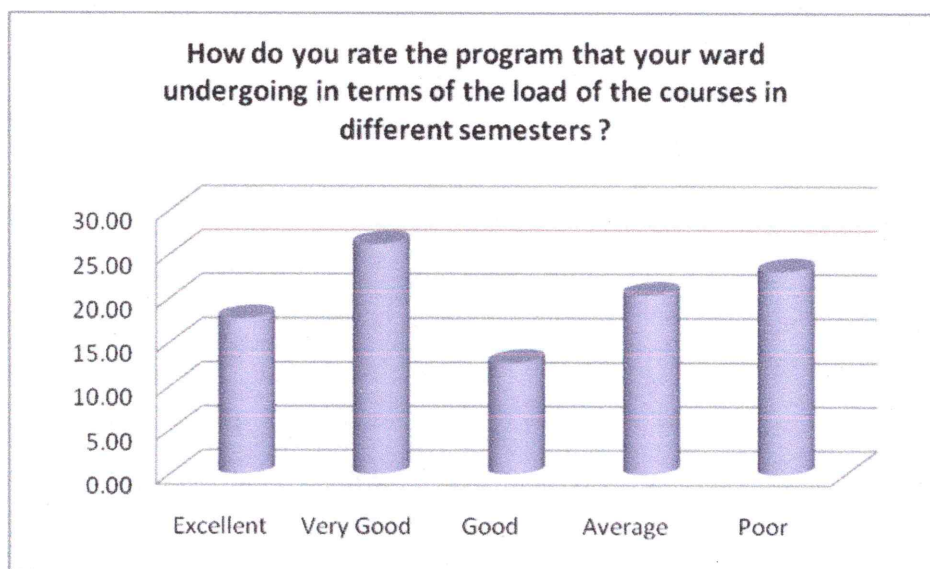
Parents feedback play major role in the revision of the curriculum, as they have rich temporal and wide spatial experience. Parent's feedback was collected on the points:

- (1) Program that your ward undergoing in terms of the load of the courses,
- (2) Quality and relevance of the courses,
- (3) Rate the courses in terms of their relevance to the latest and/or future technologies,
- (4) Rate the outcomes that your ward has achieved from the courses.

In this feedback process, about 260 parents of our students have taken part in the Survey. This number is less due to the rural background of the parents. The point wise analysis report is given below:

### 1. Program that your ward undergoing in terms of the load of the courses

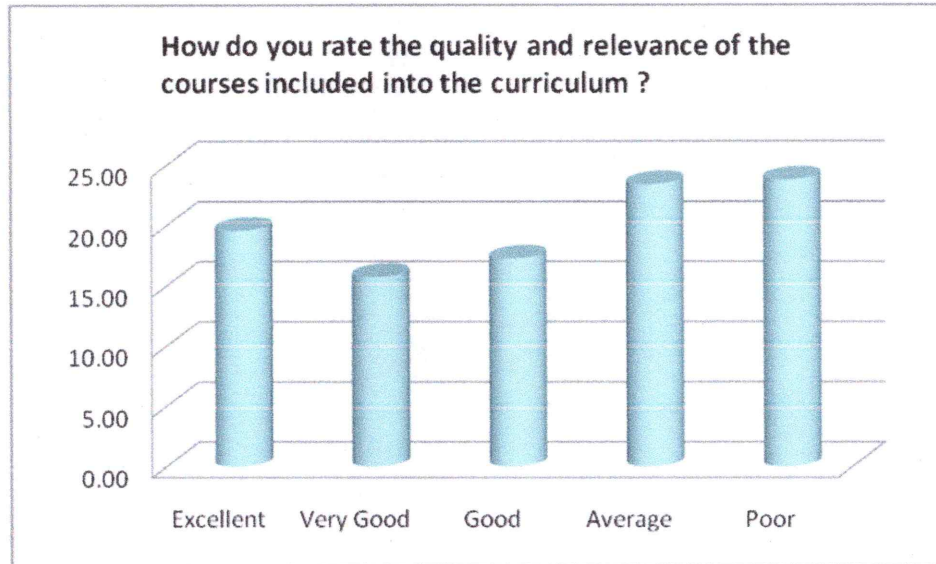
As shown in the **Graph: 6**, good number of parents (about 57%) were found satisfaction with the load distributed in terms of theory and practical courses in different semesters. About 43% of the parents were not in favor of the survey point. In some programs they were found unhappy. So, the proper balancing is required. The same is recommended with all the suggestions to the office of the Dean Academics.



**Graph: 6**

### 2. Quality and relevance of the courses

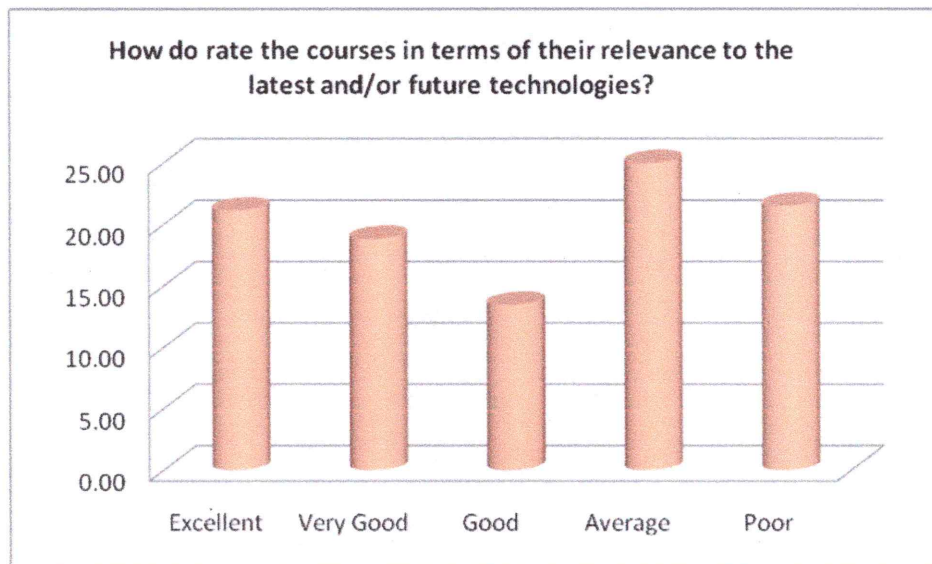
As shown in the **graph:7**, only about 53% parents were found satisfied with the topics in the syllabuses of the courses of different programs and had an opinion that the contents are good in the quality as well as they found the relevancy with the program. And about 47% parents were found unsatisfied with the quality and relevance of the contents in the courses of some programs. So, quiet good amount of syllabus has to be revised and the recommendations have been submitted to the office of the Academics for the AY 2016-17.



**Graph: 7**

**3. Rate the courses in terms of their relevance to the latest and/or future technologies**

As per the feedback received, we find that the most of the parents about 53%, as shown below in **Graph: 8** were found in favor that courses are relevant to the latest/future demand and technology. But 47% of the parents have given bad feedback. Therefore, various changes in the contents of the syllabus of some of the programs have to be done and the same to be recommended to Dean (Academics) for incorporation in the Board of Studies.

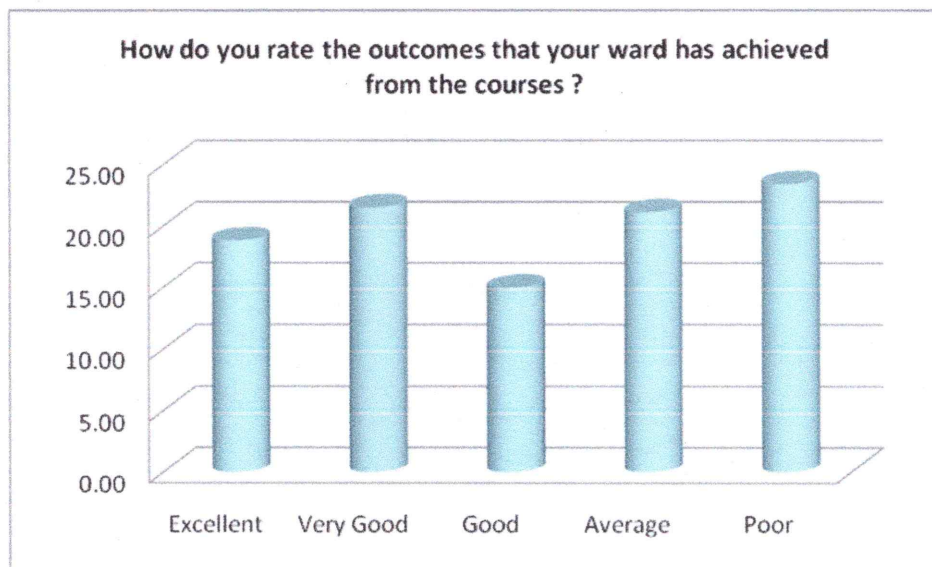


**Graph: 8**

**4. Rate the outcomes that your ward has achieved from the courses**

Feedback analysis of the parents in the above-mentioned survey point reveals that about 56% of the parents, as shown in **graph: 9** were found satisfied and thinks that the outcomes of maximum courses are satisfying with the program outcomes (POs) and program specific outcomes (PSOs). Also, about 44% of the parents were not seems happy with the outcomes. So, the contents and the outcomes should have a proper match. The suggestions are

considered and place before the office of the Dean Academics for discussion and incorporation in the curriculum of the academic year 2016-17.



**Graph: 9**

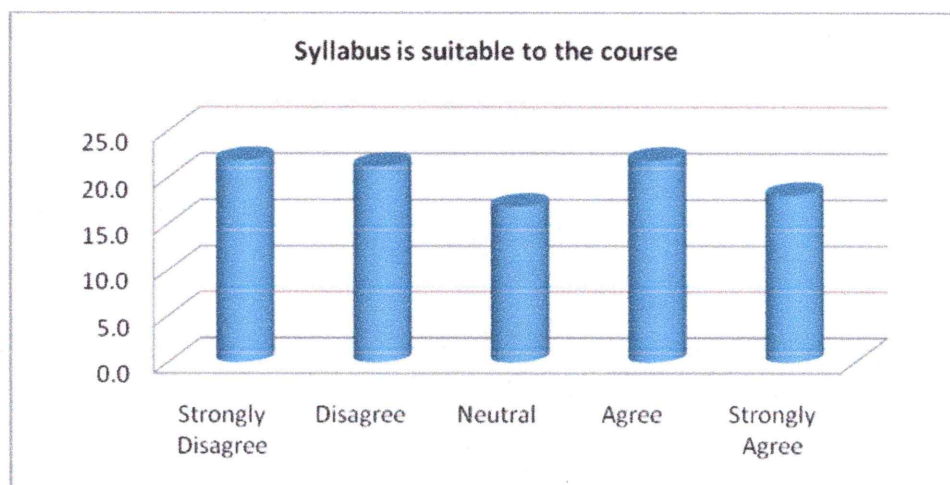
### **Teachers' Feedback on the curriculum (2015-16):**

The teachers always have been the foundation of the building of the curriculum. The experience of the teachers are always utilized everywhere for making or moderation in the curriculum. In Mangalayatan University, the suggestions of the teachers are well taken and recommended.

Teachers' feedback was collected on the points like: (1) Syllabus is suitable to the course, (2) Aims and objectives of the syllabi are well defined and clear to teachers and students, (3) The course/syllabus has good balance between theory and application and (4) The Syllabus includes employable skills relevant to the courses.

#### **1. Syllabus is suitable to the course.**

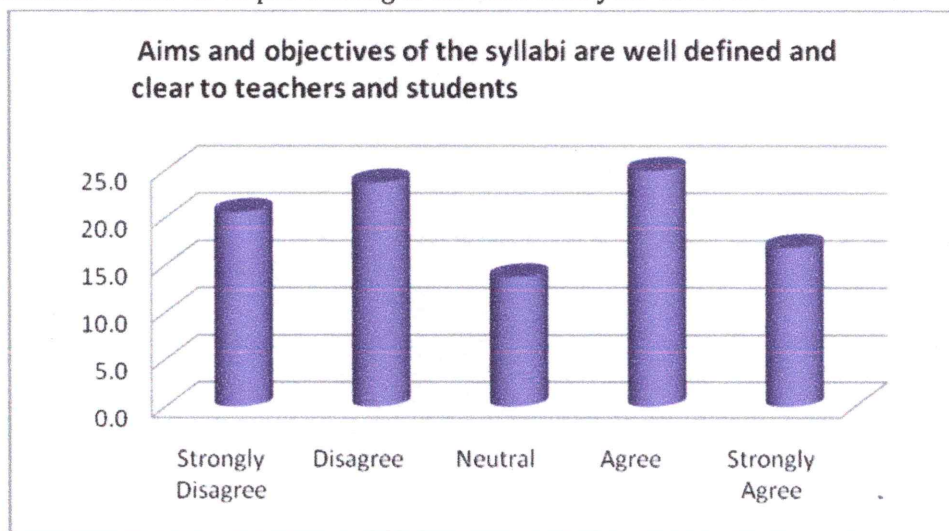
As shown in **Graph: 10**, 40% of the teachers, were found satisfied with the contents in the curriculum and agreed that the syllabus is suitable to the course and program. About 43% of the teachers were found denying with this survey point. However, 17% remained neutral about the same. The data is analyzed and the suggestions are considered like to change the syllabus as desired by the teachers and place before the Academic council for discussion and incorporation in the curriculum of academic year 2016-17.



**Graph: 10**

**2. Aims and objectives of the syllabi are well defined and clear to teachers and students.**

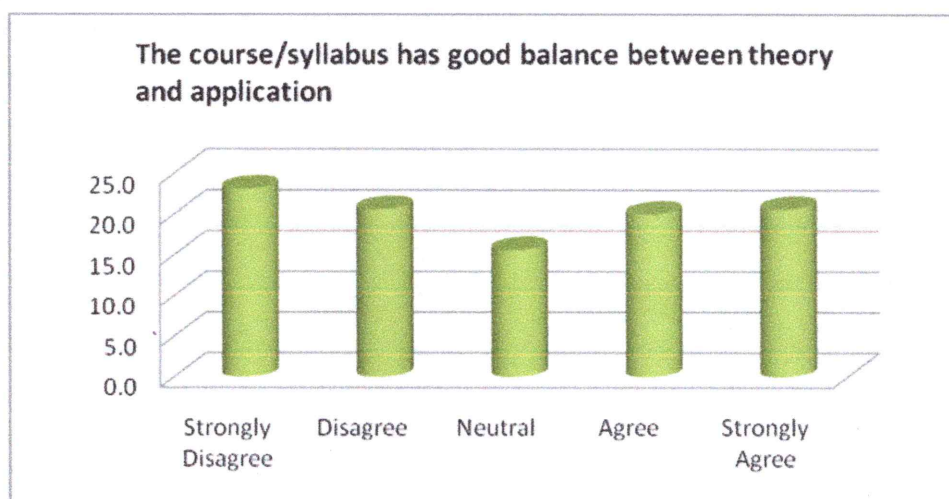
About 42% of the teachers, as shown in **Graph: 11**, was found satisfying with the above-mentioned survey point. However, about 45% of the teachers were denying that the objectives and aims are not being matched well in some of the program courses and also about 13% teachers were found neutral. It was decided to change the contents of the syllabuses according to the aims and objectives. The recommendations have been sent to the Academics Office for implementing in the academic year 2016-17.



**Graph: 11**

**3. The course/syllabus has good balance between theory and application:**

Only about 40% of the teachers, as shown in the **graph: 12** were found positive about the contents of the syllabus and agreed with a fact that there is a good balance between the theory contents with the practical to be performed in the labs. However, 16% of the teachers were remained neutral in the survey. 44% of the teachers were found negative and said that there is a much need to revise the syllabus and to make the balance between theory and applications. The recommendations for the revision have been sent to the office of the Dean Academics for the academic year 2016-17.

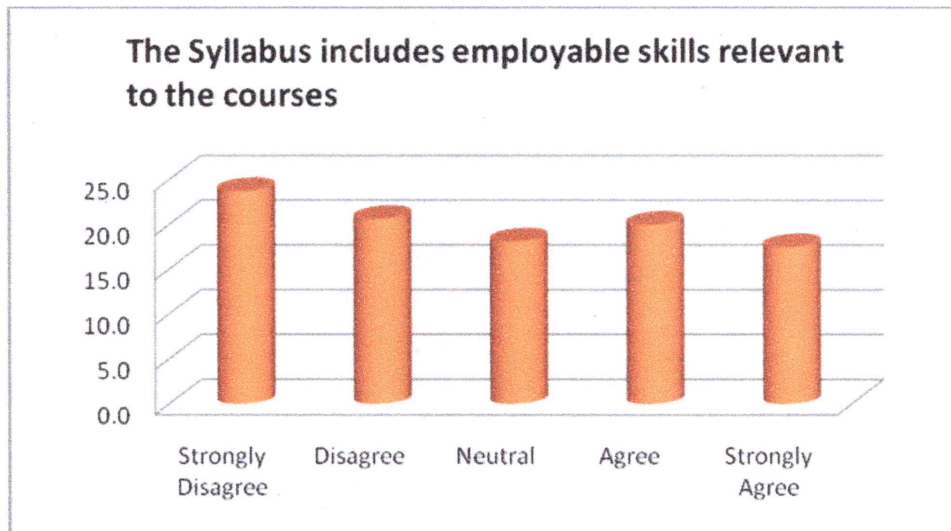


**Graph: 12**



**4. The Syllabus includes employable skills relevant to the courses:**

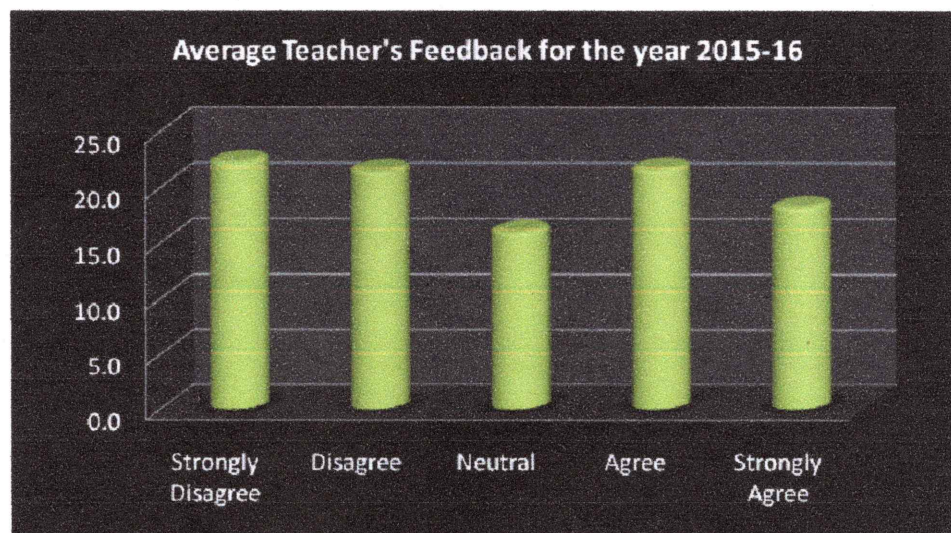
As shown in the **Graph: 13**, maximum number of teachers i.e., about 44% were admitting that various courses are lacking the employability-oriented topics and also there is a scarcity in the contents which can make the students to be skilled. Some of the teachers, about 38% have positive opinion about the curriculum as well. However, 18% remain neutral. The analysis says that the syllabus should be modified with more focus on employability & skills content in the overall curriculum.



**Graph: 13**

**Teacher's average feedback analysis report, 2015-16:**

As shown in the **graph: 14**, the average of the 40% of the teachers were having the positive opinion about the curriculum and 44% of the total teachers were found not happy with the contents and 16% of the total teachers remaining neutral about the same. So, the syllabus must be revised accordingly for the Academic year 2016-17.



**Graph: 14**

## Alumni Feedback on the curriculum (2015-16):

During the session 2015-16, about 1150 alumni of Mangalayatan University have given feedback and the forms were collected for all the programs. The feedback which is taken from the Alumni is very much important as alumni have more experiences than the existing students.

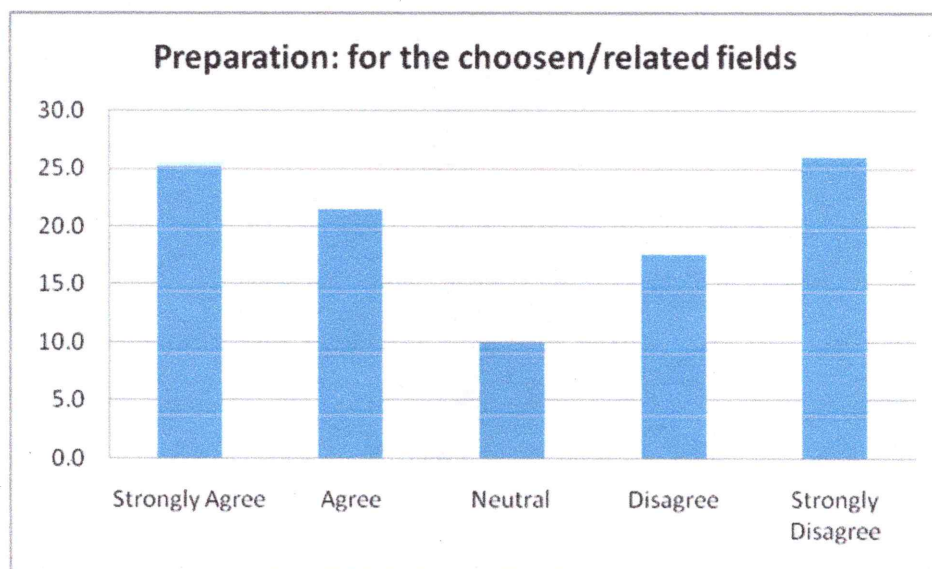
Alumni feedback was collected about the present curriculum on some of the following aspects:

- (1) **Preparation: for the chosen/related fields.**
- (2) **Core Competency: to provide sound knowledge.**
- (3) **Breadth: To train the students with knowledge relating to the field chosen to create innovative product.**
- (4) **Professionalism: To create professionally superior & ethically strong global manpower.**
- (5) **Learning Environment: To create an intellectual environment for research & development.**

The point wise feedback analysis is described below:

### 1. Preparation: for the chosen/related fields:

As shown in the **Graph: 15**, about 47% of our alumni had given feedback that the university has given them good opportunity for the preparations as well as awareness about various types of the competitive exams in which they can build their career for their chosen field. About 43% of our alumni have said that there is strong need to apply develop more stress on personality development and career counseling and about 10% remain neutral during the feedback.

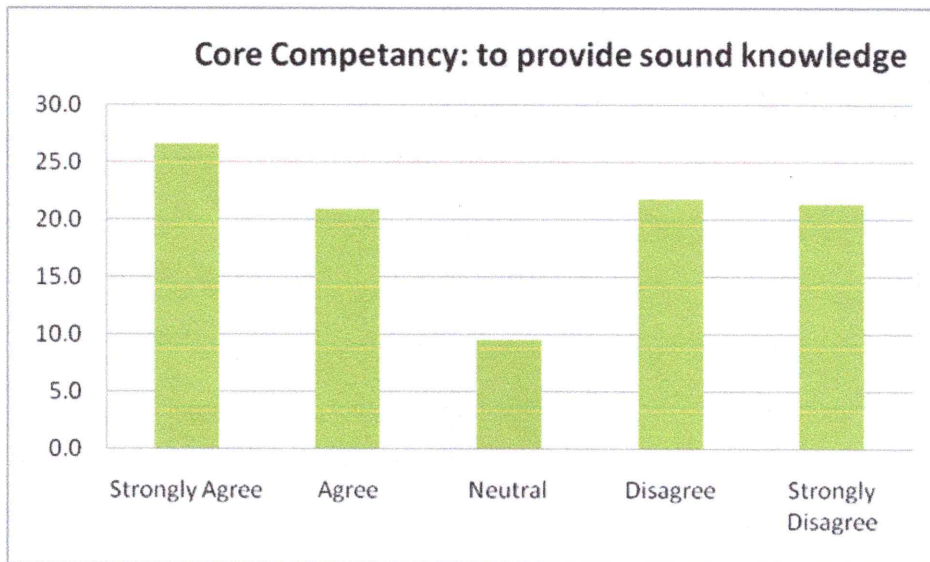


Graph: 15

### 2. Core Competency: to provide sound knowledge

As depicted in **Graph: 16**, around 47.5 % of the alumni were found happy and they were satisfied with the fact that the course content in the curriculum have core competency with present need of the industries. Course contents are providing sound knowledge and relevance to the industry demand and social needs. About 9.5% of the alumni remained neutral on the feedback taken and about 43% of the alumni were not in the favor that the contents in the curriculum are not providing core competency in the market. Hence some of the program

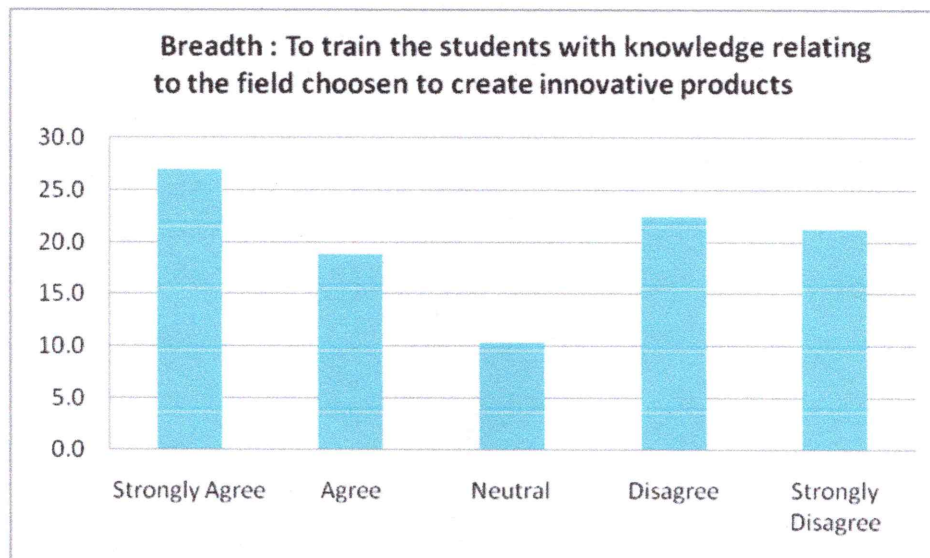
contents in the curriculum should have to be changed. The recommendations have been sent to the office of the Dean Academics.



**Graph: 16**

**3. Breadth: To train the students with knowledge relating to the field chosen to create innovative products:**

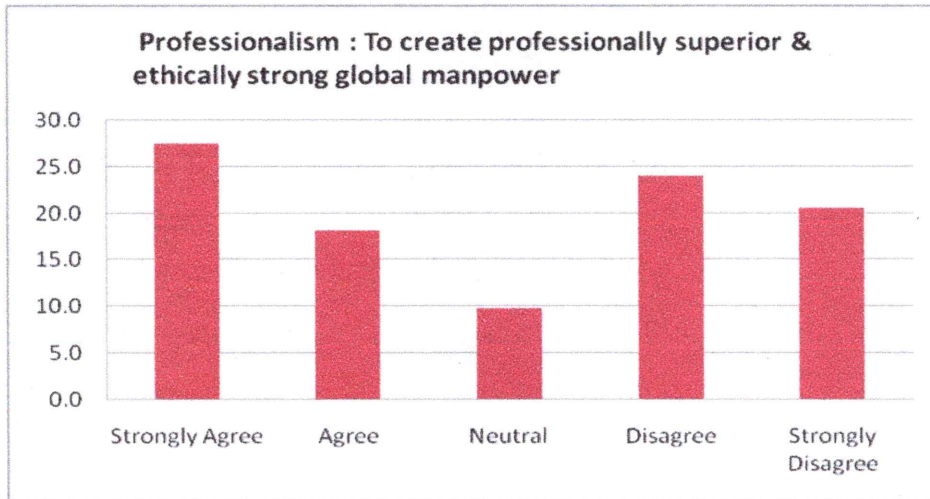
As shown below in **Graph: 17**, about 46% of the alumni have given the positive feedback and were found satisfied with the training programs conducting during their course duration of the program. About 44% of the alumni were found unsatisfied about the above survey point. The students should be provided some more trainings and internships to give the hands-on experiences. However, 10% of the alumni were found neutral as well. The suggestions have been sent to the office of the Dean Academics.



**Graph: 17**

**4. Professionalism: To create professionally superior & ethically strong global manpower:**

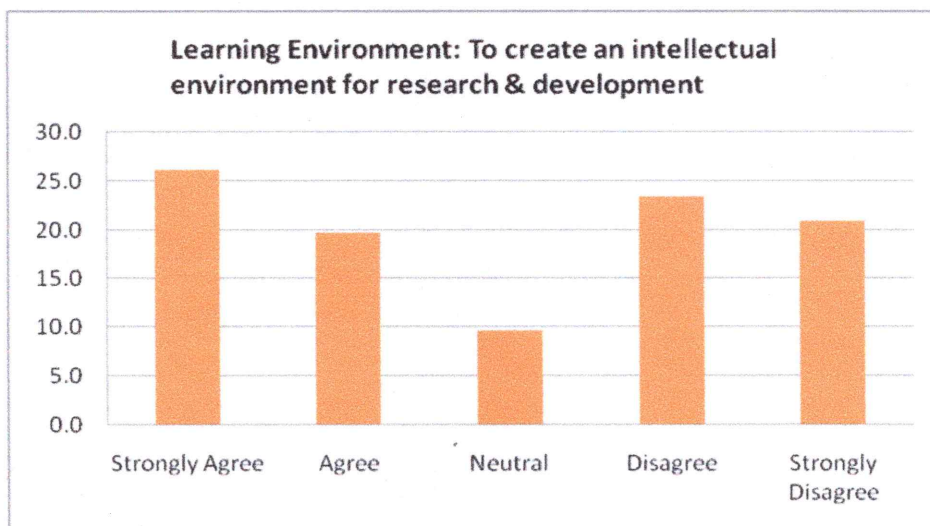
As shown in the **graph: 18**, the feedback taken for the survey point as depicted above, in this survey point also we find the mixed type of reactions from the alumni as well. The analysis shows that about 46% of the feedback taken from the alumni in the year 2015-16 were found satisfied from the organizational professionalism and ethical environment. Also, about 44% of the alumni had raised the issue that curriculum should be made more sound to make the students more professional in the better way. However, about 10% were having no opinion as their stand was neutral.



**Graph: 18**

**5. Learning Environment: To create an intellectual environment for research & development:**

The feedback taken from the alumni in the academic year 2015-16, we find that about 46% of the alumni have given the positive feedback and admitted that the university had provided good learning environment to them, as shown in **Graph: 19**. Also, about 44% were having the opinion that there is some sort of scarcities and we can provide the learning environment can to the students in a better way. However, 10% were remaining neutral about the above survey point.

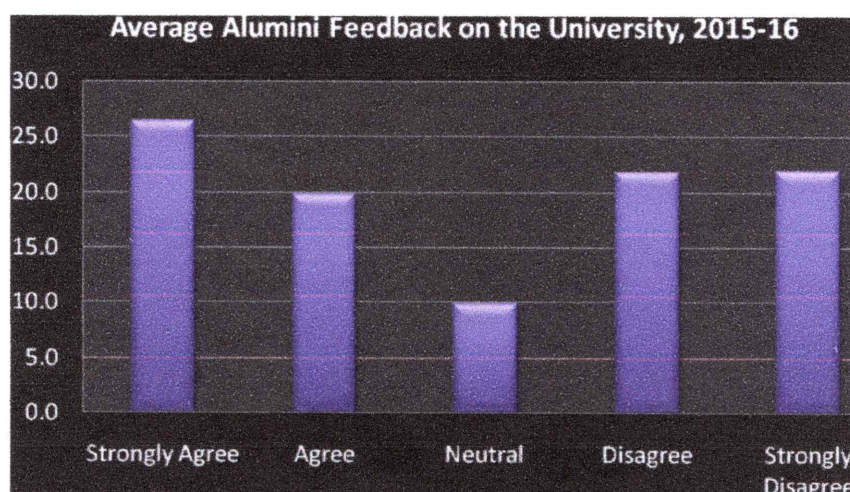


**Graph: 19**

### Average Alumni Feedback Summary:

The average feedback of the alumni taken in the academic year 2015-16 can be better understood by the **graph: 20** given below. There were about 46% alumni were given positive comments and about 44% were given negative comments. However, about 10% alumni were not in a state of positive and negative, therefore remained neutral.

The recommendations of the suggestions about the programs have been forwarded to the office of the Academics for the implementations of the modifications required in the curriculum for the academic year 2016-17.



Graph: 20

### Employer's Feedback on the curriculum (2015-16):

During the session 2015-16, the feedback was taken of some of the Employers of various fields and the forms were collected for the respective programs of the students of the university working with them. The feedback which is taken from the Employers is very much important as the students working with them provides the real image of the university.

Employer's feedback was collected about the general points on the following aspects:

- (1) General communication skills
- (2) Developing practical solutions to work place problems
- (3) Self-motivated and taking on appropriate level of responsibility
- (4) Using technology and workplace equipment

The point wise feedback analysis is described below:

#### 1. General communication skills:


As shown in the **Graph: 21**, about 42% of our Employers had given feedback that the students of our university working with them has below satisfactory level of communication skills and the university should give them more opportunities for improving communications. About 58% of our employers have said that the students have good communication skills.



**Graph: 21**

## 2. Developing practical solutions to work place problems:

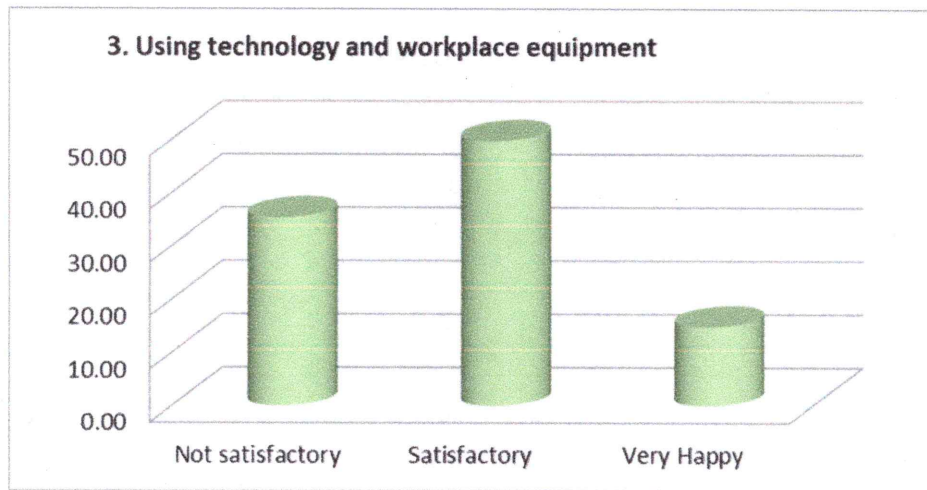
As shown in the **Graph: 22**, about 37.25% of our Employers had given feedback that the students of our university working with them has lesser skills in applying practical solutions to solve the practical problems, also 51.65% of the employers are satisfied for the above point and about 11.10% are found very happy.



**Graph: 22**

## 3. Using technology and workplace equipment's:

As shown in the **Graph: 23**, about 35.35% of our Employers had given feedback that the students of our university working with them has lower-level knowledge about the modern technology and equipment's used in the present scenario and about 49.75% of the employers are satisfied for the above point and about 14.90% are found very happy.



**Graph: 23**

**4. Self-motivated and taking on appropriate level of responsibility:**

As shown in the **Graph: 24**, about 38.85% of our Employers had given feedback that the students of our university working with them has lower-level of self-motivation and they took lesser responsibilities and about 51.54% of the employers are satisfied for the above point and about 9.62% are found very happy.



**Graph: 24**



  
**Registrar**  
**Manglayatan University**  
**Beswan, ALIGARH**